JUST 16 DAYS LEFT TO SAVE THE EXPOSÉ & KEEP US ONLINE – Less than 0.1% of our readers support us even though we rely solely on your support, & now PayPal has decided to defund The Expose for the 2nd time, so we need your support more than ever. If every single one of you reading this supported us today we could remove this annoying banner as we'd have the funds to keep going for another year...

Donate

German Researchers Examine Covid "Vaccines" and Vaccinated People's Blood and Say Stop Vaccinations Immediately

BY RHODA WILSON ON AUGUST 13, 2022 • (7 COMMENTS)

Print PDF Email

The German Working Group for Covid Vaccine Analysis has made its '*Summary of Preliminary Findings*' publicly available. In a wide-ranging report dated 6 July, the Group described the toxic substances found in all Covid "vaccine" samples analysed and the marked changes seen in blood samples taken from vaccinated people. The Group also found that the greater the stability of the envelope of lipid nanoparticles, the more frequent the vaccine side effects.

"In order to avert a direct and imminent danger to human life and public safety, we ask that the Covid-19 vaccination programmes be discontinued immediately," the Group's report stated.

According to WG Vaccines Education, this report was sent to all members of the Bundestag (Lower House of Parliament in Germany) and then to authorities and media – a total of over 4000 people.

An abstract and a link to the report can be found on Dr. Ana Maria Mihalcea's Substack HERE (English) or AG Impfstoffe Aufklärung (WG Vaccines Education) Telegram channel HERE (German).

Let's not lose touch…Your Government and Big Tech are actively trying to censor the information reported by The Exposé to serve their own needs. Subscribe now to make sure you receive the latest uncensored news in your inbox…

Email Address SUBSCRIBE

Support The Exposé

The Exposé relies solely on your support to allow us to report the facts the mainstream refuse to. If you like what we do then please help us to keep doing it with a one-time or monthly donation today...

DONATE

Follow The Exposé's Official Channel on Telegram here
Join the conversation in our Telegram Discussion Group here

The Working Group for Covid Vaccine Analysis is an interdisciplinary working group that has undertaken the task of analysing the contents and the effects of the novel Covid-19 "vaccines." The group is an internationally networked working group with a core team of more than 60 doctors, physicians, pharmacists, scientists, mathematicians, alternative health practitioners, lawyers and journalists.

The Group noted that due to the unprecedented political situation that they have found themselves in since March 2020, the contents of their report have not been subjected to the customary peer-review process. However, "several highly qualified colleagues in our international network have taken a critical look at our presentations and provided feedback."

> This summary is a preliminary, continuously evolving presentation of our research and findings on the so-called Covid-19 vaccines, as well as the effects we found on the human body and the blood in particular. The summary is intended for the public interest and to encourage further scientific discussion.
>
> The Working Group for Covid Vaccine Analysis continues to work in close cooperation with several international groups that are carrying out similar investigations and who have obtained results consistent with our own. The results from our analysis of the vaccines can, consequently, be regarded as cross-validated.
>
> There are questions that need to be satisfactorily answered by the vaccine manufacturers and, in Germany, by the Paul Ehrlich Institute (the agency of the German Federal Ministry of Health responsible for the regulation of vaccines in that country). Possible causal links between the vaccines and fatalities need to be investigated.
>
> Summary of Preliminary Findings, Working Group for Covid Vaccine Analysis, 6 July 2022, pg.3

Blood Samples Examined

The Group examined blood samples from 48 vaccinated people.

> The comparison of blood samples from unvaccinated and vaccinated individuals by means of dark-field microscopy showed noticeable changes in the blood of each person who had been vaccinated with the Covid-19 vaccines. This was evident even if those people hadn't at that point displayed any visible reaction to the vaccinations. Complex structures similar to those in the vaccines were found in the blood samples of the vaccinated. Using artificial intelligence (AI) image analysis, the difference between the blood of vaccinated and unvaccinated people was confirmed.
>
> Summary of Preliminary Findings, Working Group for Covid Vaccine Analysis, 6 July 2022, pg.3

Using a small sample of live blood analyses from both vaccinated and unvaccinated individuals, they determined that artificial intelligence (AI) can distinguish with 100% reliability between the blood of the vaccinated and the unvaccinated. This indicates that the Covid-19 vaccines can effect long-term changes in the composition of the blood of the person vaccinated without that person being aware of these changes.

Crystalline formations were found in all of the blood samples taken from vaccinated people. "We are continuing to analyse these formations," the authors noted. The Group also observed rouleaux formations of red blood cells in all vaccinated samples and "frequently observed an unusually rapid disintegration of the different types of cells in the vaccinated blood."

Below are a few of the numerous images included in the report. The image descriptions are self-explanatory.

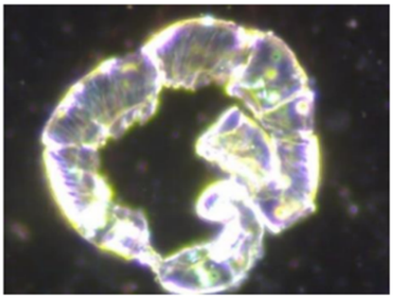

The picture on the left shows a similar object in unadulterated Comirnaty from BioNTech/Pfizer (from different batches). These kinds of objects are by no means unique and have been observed repeatedly by numerous independent observers in different blood samples and in samples of vaccines, so it is extremely improbable that they are the consequence of subsequent contamination. Needless to say, because of their size, such large objects can lead to disruptions in the blood circulation in the vessels.

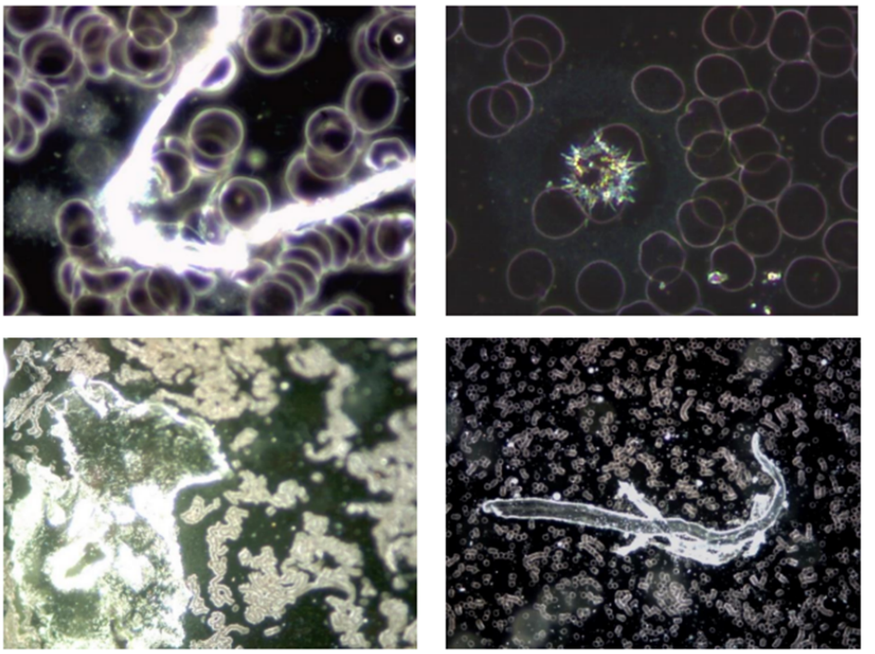

Figure 4: *These 4 images illustrate the variety of unusual phenomena and objects found in the blood of subjects vaccinated with Comirnaty (BioNTech/Pfizer).*

Analysis of Vaccine Vial Contents

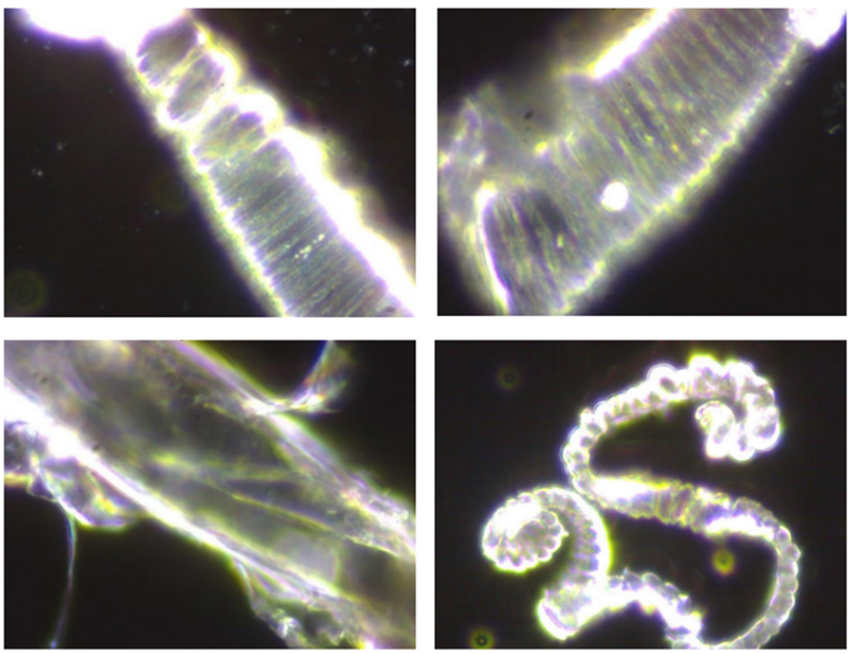

Figure 6: *Anomalous objects in Johnson & Johnson's Janssen vector vaccine. It should be noted that objects of this type were not found in all of the samples.*

Summary of Preliminary Findings, Working Group for Covid Vaccine Analysis, 6 July 2022, pg.14

In the first video below, a Zeiss Axiolab microscope was used to examine various batches of the Comirnaty (Pfizer-BioNTech) vaccine. At the end of the video, some blood samples from vaccinated people are shown. Structures similar to those found in the vaccine vials were also found in the blood samples.



Comirnaty Vaccine and Blood Samples (14 mins)

In the second video, by way of comparison, two influenza vaccines were examined. The differences compared to Pfizer's Covid "vaccine" is clearly visible.



For Comparison, Flu Vaccine (3 mins)

Vials of vaccines from Pfizer-BioNTech, Moderna and AstraZeneca were investigated using scanning electron microscopy ("SEM") and corresponding energy dispersive X-ray spectroscopy ("EDX"). The following predominantly metallic elements were detected:

The following predominantly metallic elements were unexpectedly detected in the doses from AstraZeneca, BioNTech/Pfizer and Moderna:

- Alkali metals: caesium (**Cs**), potassium (**K**),
- Alkaline earth metals: calcium (**Ca**), barium (**Ba**),
- transition metals: cobalt (**Co**), iron (**Fe**), chromium (**Cr**), titanium (**Ti**),
- Rare earth metals: cerium (**Ce**), gadolinium (**Gd**),
- Mining group/metal: aluminium (**Al**),
- Carbon group: silicon (**Si**) (partly support material/slide),
- Oxygen group: sulphur (S)

Summary of Preliminary Findings, Working Group for Covid Vaccine Analysis, 6 July 2022, pg.18

The authors noted that initial investigations of the contents of Johnson & Johnson (Janssen), Lubecavax, and Influspit Tetra vaccines using SEM and EDX have not so far shown signs of these kinds of contaminations and particles.

For those interested in the effects, on pages 19 to 21 of the report, the authors provide a brief medical indication of each element found as per the list above. For example, the authors hypothesise that:

"From a medical point of view, caesium has no therapeutic value; on the contrary, one would have to assume that the addition of caesium disturbs the potassium balance and

could cause vital cells (e.g., defence cells) to die in order to possibly accelerate the effect of the vaccination or to avoid endangering that effect."

Additionally, using an inductively coupled plasma ("ICP") was used to examine Moderna and Pfizer-BioNTech vaccine vial contents. The authors noted that their findings should be verified by other groups as only a small amount of sample material was available. However, in the Moderna sample, the Group found antimony.

Antimony (Sb) is a naturally occurring element and is defined as a highly toxic metal. The authors of the report noted that organometallic compounds of antimony have an antiprotozoal/antiparasitic effect. Pentavalent antimony (sodium stibo[V]-gluconate), for example, is used to treat the tropical parasitic disease leishmaniasis. Antimony is also found as an antiprotozoal adjuvant in previous vaccines. There are differences in toxicity depending on the chemical valence: antimony oxide, as it can be applied as a nanomaterial, is present in the pentavalent form.

> The dose [in the sample of Moderna's Covid vaccine] was not toxic in the results currently available. It is not yet clear in which valence the antimony is present in the tested Moderna vaccine. Official information about the occurrence of antimony in the vaccine, in general, has not been published so far.
>
> Antimony can be used as antimony oxide in the form of nanoparticles. The official information on the structure of the nanoparticles at Moderna, however, points to a liposomal structure of the mRNA coating. There are no references to antimony.
>
> [With] the currently available findings, the assumption remains that antimony serves an immunosuppressive effect.
>
> With regard to the potentially toxic consequences, it is to be noted that the following should be considered as side effects of the pentavalent sodium stibogluconate administered directly into the bloodstream, as it most likely occurs in the valence in Moderna: nausea, vomiting, myalgia, headache, lethargy and ECG changes; with prolonged administration, pneumonia, blood count damage and liver dysfunction are to be noted. When they occur, more serious damage mainly affects the liver and heart. These are all clinical events observed after vaccination.
>
> Summary of Preliminary Findings, Working Group for Covid Vaccine Analysis, 6 July 2022, pgs.28, 29

Stability of Lipid Nanoparticles

The mRNA needs a protective envelope to enter the cells. This protective envelope consists of nano lipids. The nano lipids are stabilised by layers of polyethylene glycol ("PEG"). The PEG is formed from chains of different lengths. The structure of a nano lipid particle protecting the mRNA is shown schematically below:

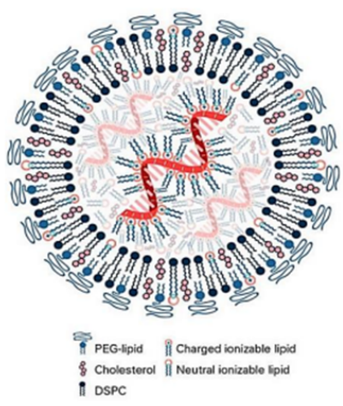

Figure 1: *Schematic structure of an archetypical nanolipid particle with mRNA on the inside. This shell protects the mRNA from decay and degradation through the body's own defence mechanisms and it ensures that the mRNA can be introduced into the body cell to reprogram the cell function to produce the spike proteins. It can cause allergies. Despite their widespread use, a toxicity study of the suspected cationic liposomal nanoparticles is yet to be conducted. The outer wavy curls indicate the chains, image source: doi:10.3390/vaccines9010065.*

Summary of Preliminary Findings, Working Group for Covid Vaccine Analysis, 6 July 2022, pg.22

Below is a schematic representation of a defective lipid nanoparticle.

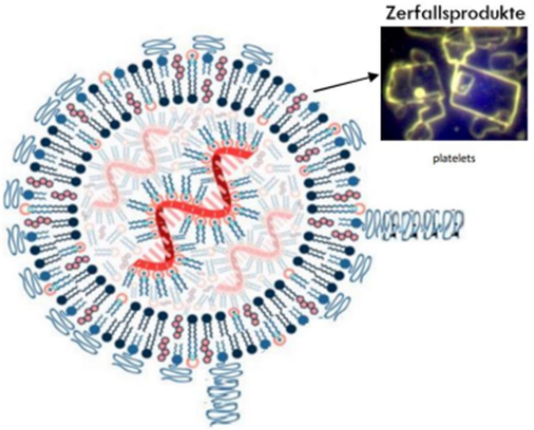

Figure 6: Schematic structure of a defective nanolipid particle with mRNA inside. This shell cannot safely protect the mRNA from decay. The mRNA is able to escape and is subsequently destroyed rapidly due to its instability before it has penetrated into the interior of the body cell to modify cell function and induce the production of the spike proteins which are suspected of being toxic, Image source: doi:10.3390/vaccines9010065 and modified by our author.

Summary of Preliminary Findings, Working Group for Covid Vaccine Analysis, 6 July 2022, pg.25

> The stability of the lipid nanoparticle envelope is closely correlated with the incidence of vaccine side effects and injury. The more stable this envelope, the greater the amount of mRNA that penetrates cells, where the production of spike proteins then takes place. These results correspond with the findings of pathologists who have carried out autopsies on people who died due to vaccine injury. Spike proteins were detected in damaged tissue. Researchers suspect that the spike protein is, in itself, toxic.
>
> Summary of Preliminary Findings, Working Group for Covid Vaccine Analysis, 6 July 2022, pg.3

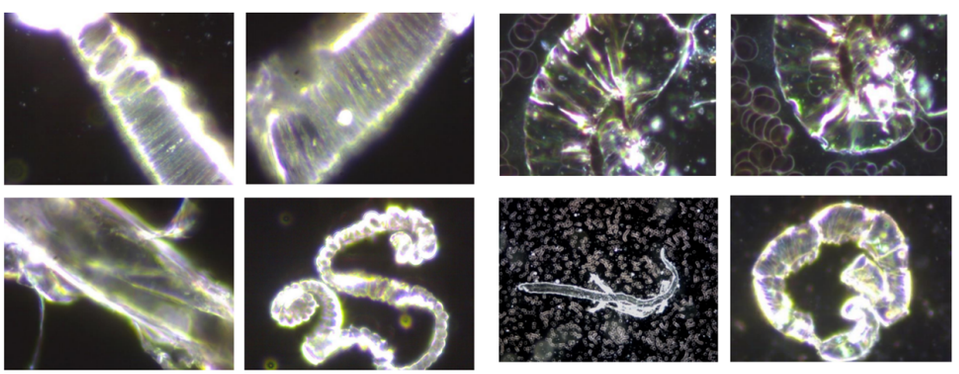

German Researchers Examine Covid "Vaccines" and Vaccinated People's Blood and Say Stop Vaccinations Immediately

Subscribe now to make sure you receive the latest uncensored news in your inbox…

Email Address SUBSCRIBE

The Expose is now censored by Google, Facebook, Twitter & PayPal.

So we need your help to ensure
We can continue to bring you the
facts the mainstream refuse to…

We're not funded by the Government
to publish lies & propaganda on their
behalf like the mainstream media.

Instead, we rely solely on our support. So
please support us in our efforts to bring you
honest, reliable, investigative journalism
today. It's secure, quick and easy…

Just choose your preferred method
to show your support below support

ONE TIME DONATION

MONTHLY SUBSCRIPTION

BUY US A COFFEE

DONATE VIA KO-FI.COM

DONATE CRYPTO

Donate Bitcoin

The Expose Bitcoin Wallet Address –
3KpsgfuEX6v7w83aVN4b1dfCZTzas7Kt74

Donate Monero

The Miracle Not Heard Around the World: The Success of India's Uttar Pradesh

Dr Vernon Coleman: 'Will the lunacy ever end?'

"Climate Change" News: Unpicking the narrative one stitch at a time…

1 in every 482 Vaccinated People died within 1 Month of Covid-19 Vaccination in England according to the UK Government

Follow Daily Expose on Telegram

WE'VE BEEN CENSORED SO PLEASE SHARE THIS ARTICLE:

More

LIKE THIS:

Loading...

RELATED

UK Government reports suggest the Fully Vaccinated are rapidly developing Acquired Immunodeficiency Syndrome, and the Immune System decline has now begun in Children
October 30, 2021
In "Breaking News"

Argentina: Researchers Explain the Nanotechnology Found in Covid Injections
February 1, 2022
In "Breaking News"

BREAKING – Three studies published by the CDC, UK Government & Oxford University find the Covid-19 Vaccines do not work
September 12, 2021
In "Breaking News"

Categories: Breaking News, World News

Tagged as: Latest News

The Miracle Not Heard Around the World: The Success of India's Uttar Pradesh

3

Article Rating

Subscribe

Login

Join the discussion

7 COMMENTS

German Researchers Examine Covid "Vaccines" and Vaccinated People's Blood and Say Stop Vaccinations Immediately – The Expose – The Alternative News

4 hours ago

[…] Source link […]

0 Reply

Steve

4 hours ago

Is this a global climb down? The damage has been done to millions potentially. This also from the CDC in USA

https://peakprosperity.com/wow-cdc-completely-reverses-course-its-over/?utm_source=substack&utm_medium=email

Maybe polio is next?

0 Reply

Bob - Enough

4 hours ago

Off track sorry, but look at this. History first – almost certain it was on here that I posted a comment about both me having some crap called "Addison's disease" and the similarity of the symptoms – IF NOT TREATED with all the people collapsing – sometimes face first after the jab.. just bear with me here…somebody kindly responded and we had a chat about it (sorry – forgotten the name) – anyway Addison's disease was also mentioned in the list of over 1,200 Pfizer adverse reactions from their own published documents and I found it strange that they would even look for it. Anyway, blah blah blah – today (13-08-2022) Daily Mail – https://www.dailymail.co.uk/health/article-11107275/Levels-stress-hormone-key-indicators-person-suffer-long-Covid.html …. waffling on about **Cortisol = THE ONLY TREATMENT FOR ADDISONS, COINCIDENCE ?……. another cover up for the increasing numbers of adverse reactions.**

1 Reply

Bob - Enough

Reply to Bob - Enough 4 hours ago

Sorry forgot the link = https://www.dailymail.co.uk/health/article-11107275/Levels-stress-hormone-key-indicators-person-suffer-long-Covid.html

1 Reply

Mark Pink

3 hours ago

The elephant in the room are the National Blood Banks in each country which have been heavily contaminated by vaccinated donors. This could seriously harm unvaccinated people who are unfortunate enough to require a blood transfusion. They would get an instant dose of spike proteins and other toxins associated with the vaccines, whichever one it may be.

3 Reply

German Researchers Examine Covid “Vaccines” and Vaccinated People’s Blood and Say Stop Vaccinations Immediately – altnews.org

29 minutes ago

[…] Go to Source Follow altnews.org on Telegram […]

0 Reply

GundelP

2 minutes ago

LOOKS DIVERSION.
Many elements which was not found by the scientist of La Quinta Columna or their allies (in different countries) or by Dr R. O. Young, or by the UK laboratory who examined 3 different types, they ALL FOUND GRAPHENE AND NANOTECH but these are talking about something else but these.

Who is right and who is wrong then? I German group out of nowhere come forward their findings now? What credibility they have? Ricardo Delgado and Dr Campa were the first to warn us, they have credibilty because they were the very first to discover it. Also because I never seen a magnetic protein (the spike protein tale).

AI can tell it? OF COURSE IT CAN, THE VAXXED HAVE MAC ADDRESS, they are broadcasting in the bluetooth range THEY ARE RECEIVERS AND TRANSMITTERS.

And by the way, the elite lent their AI software to the ‘opposition’ docs to check? WOW.

NICE TRY.

0 Reply